

RI RESOURCE EXTRA

REGIONAL INFORMATION BULLETIN

ROTARY INTERNATIONAL SOUTH PACIFIC AND PHILIPPINES OFFICE

MAY 2015 VOL 8 No 11

Dear District Governors of Zones 7 & 8,

Welcome to the May newsletter .

Once again, we have a lot of great information for your reference and immediate use. We've provided a table on per capita contribution. We can see the same 6 districts remain in the top places, though Indonesian District 3420 is now leading the charge in Zone 7 & 8.

This month, we are not following any particular theme, hence, each governor can assign a theme of their choice. Next year the RI theme for the month of May will be "Youth Service".

Included in this edition you will find the usual information such as

Collection of Rotary Down Under Subscriptions - Starting July 2015, Rotary will no longer be billing or collecting RDU subscriptions. RDU has chosen to revert back to the original process of billing this on their own.

Nepal Earthquake - Thank you to all who have shared their resources and blessings to help out in the recent Nepal tragedy, in typical Rotarian generosity and concern. For those who would still like to help out, funds may be remitted direct to the District who are the best to know their needs. Please contact the District Governor Piya and District Governor-Elect Kunwar . They have provided us with this information regarding the bank account they established in case Rotarians which to donate towards relief efforts .

With regards **Membership**. You may all be pleased to know that Membership growth is positive for our Zones. Indonesia and Philippines are leading the way. Australia's growth is now pegged at a respectable 1.14%. Congratulations to all!

ANNUAL FUND PER CAPITA	YTD APRIL 2015 ZONE 7 & 8		
1	D3420	\$ 163.35	Indonesia
2	D9520	\$ 163.23	Australia
3	D3830	\$ 154.93	Philippines
4	D3780	\$ 131.42	Philippines
5	D9455	\$ 128.61	Australia
6	D3800	\$ 125.57	Philippines

Frank Pezzimenti
International Officer Manager



In this issue...

Note from RID Tumangan	pg 2
Dates to remember	pg 2
Annual Fund	pg 3
Foundation Recognition Points	pg 3
Annual Programs Fund YTD	pg 4
Per Capita Figures YTD	pg 5
Polio	pg 6
Paul Harris Society	pg 6
Per Capita Growth	pg 6
Polio Challenge YTD	pg 7
A Positive Membership Story	pg 8
Female Membership	pg 8
Membership Statistics	pg 9
Our Licensed Suppliers	pg 10
New Clubs Deadline	pg 11
Finance matters	pg 12-13
Exchange rates	pg 14
Motor vehicle rates	pg 14
Publications	pg 14

Message from
 RI Director RY 2014-2016, Zones 7B and 8
 Daumonguiller "Guiller" E. Tumangan
 Member: Rotary Club of Makati West, District 3830



Another memorable Rotary Year of service closes. Zones 7 and 8 demonstrated its commitment its commitment to retaining membership, attracting new as well as more female members, sustaining health and new generation projects, continuing the good work of our Rotary Foundation, especially ending polio. Congratulations Best Class District Governors for your unity of purpose, interesting institutes and district conferences that lit up Rotary. My heartfelt appreciation to all the Best Class Club Presidents and their Assistant Governors.

We need this strong foundation of collective accountability as we aspire to make each Rotary Club shine as a gift to the world. The inter-district cooperation in growing membership and service project implementation augurs well for the challenging task of eliminating the causes of poverty or alleviating its consequences in our adopted communities in a record time of 366 days. It begins with a shared concept of time and a sense of urgency for a sustainable future. This I hope to achieve in the course of my visit to different districts.

Other than the regular Rotary Institutes, five (5) Presidential Conferences are lined up for next Rotary year. For the travelling Rotarians, it would be nice if you can attend one, especially in nearby Philippines (March 18-19, 2016).

But more importantly, we are given the opportunity to showcase what Rotarians can achieve in mobilizing the business community, the youth and community leaders, the Family of Rotary to support the global initiative on Water, humankind's most precious gift. The question we need to ask ourselves, is the same question that world leaders have asked themselves; **HOW CAN WE BRING TOGETHER ALL STAKEHOLDERS** not only to preserve life but also to prevent conflicts? Any conflict exacerbates poverty.

Zones 7 and 8 are surrounded by water – both natural and man-made. We are blessed. What Rotary miracle will unfold next Rotary Year, especially with the engagement of the youth? What myths and limiting beliefs will be broken? As you prepare your plans and budgets, think about these ideas from Canadian Poet Laureate George Eliote Clarke: "Youth creates. Age preserves" and "Spending should be like planting. Never like eating."

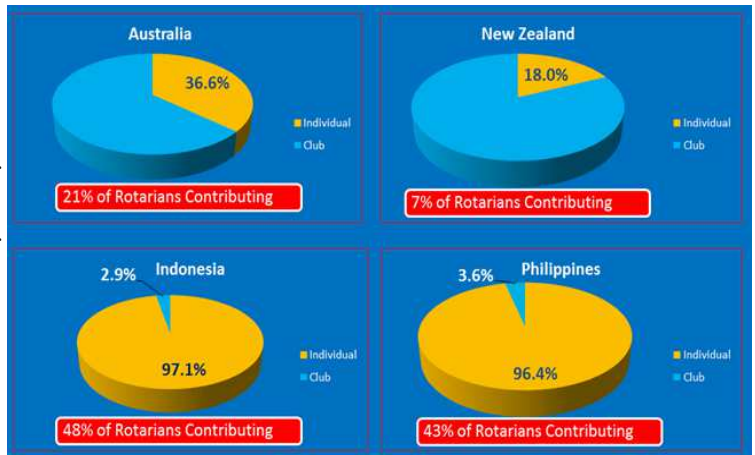
We are off to Sao Paolo to fellowship with regular and first-time convention goers, to hear and draw inspiration from the achievements and words of encouragement of the various speakers and from our Rotary leaders. And of course, to have fun, renew friendship and find new friends. I thank the 382 strong combined Zones 7 and 8 delegations.

Shine, Zones 7 and 8 shine!

Dates To Remember		
Date	Meeting/Event	Venue
6-9 June 2015	International Convention	Sao Paulo, Brazil
5-6 September 2015	Australian Membership Conference	Canberra, Australia
3-5 November 2015	Zone 7A GETS	Manila, Philippines
6-8 November 2015	Zone 7A Rotary Institute	Manila, Philippines
11-12 November 2015	Zone 7B GETS	Nelson, New Zealand
13-15 November 2015	Zone 7B Rotary Institute	Nelson, New Zealand
17-19 November 2015	Zone 8 GETS	Melbourne, Australia
20-22 November 2015	Zone 8 Rotary Institute	Melbourne, Australia

ANNUAL FUND AND PERSONAL CONTRIBUTIONS

The Annual Fund makes up nearly 75% of all current contributions to The Rotary Foundation in our region. It is where our focus is and it is the fund that generates our District Designated Fund. By returning 50% of contributions to the Districts to manage this program delivers a great deal of ownership in how we spend on project activities. YTD we appear to be in a strong position with Annual Fund contributions up 19.1% and for April versus April up 18.9%. The great concern is that nearly 60% of our contributions traditionally come in May and June. With Australia accounting for over 50% of Annual Fund contributions in the region, we need a very strong finish and over time we need to find a way to lessen the impact on May and June.



The primary reason for this focus at the end of the year is that Australian and New Zealand clubs have fundraising activities throughout the year and disburse their funds at the end of the Rotary year. As can be seen from the attached graph, 37% of contributions come from personal giving which can occur at any time during the year, whereas in the Philippines, Rotarians make up over 96% of all contributions.

EVERY
ROTARIAN
EVERY
YEAR

In the Philippines there are two driving factors and they are Foundation Month (November) and District Conferences where recognition events take place. So when we look at the shape of the giving outside of Australia and New Zealand, in our region, there is a more even spread.



One of the ways to deliver this spread is to look at the time of the year for EREY (Centurion in Australia and New Zealand) and the Paul Harris Society. This giving is personal and can occur at any time of the year. (see page 4)





FOUNDATION RECOGNITION POINTS

Over time many clubs have accumulated thousands of Paul Harris Fellow recognition points as a result of contributions to the Annual Fund, Global/Matching Grants and Polio. Many Clubs use these points to recognise members at the annual changeover for their outstanding contribution to the club or the community. The thinking in many clubs in Australia and New Zealand is that the Paul Harris Follow is an award. That being the case, why not take “the award” and extend it to recognize community and vocational leaders. At my own club last week we held our annual Pride of Workmanship and Vocational Excellence Awards night . We presented four Paul Harris Recognitions to go with those awards. One of the recipients said that it was a great honor to receive this recognition as he knew what it meant to Rotarians. In Rotary we have a fantastic advantage over many other Community Service Clubs in that we have a recognition that is widely understood. Let’s use the recognition, to our advantage, let’s use the points that our Clubs have accumulated and put the Paul Harris Fellow recognition to work. In doing so we can enhance our public image, (reason for a local press story) and we give the broader community the opportunity for an insight into the Rotary year.





Mark Anderson
Senior Fund Development Coordinator



Annual Fund YTD April 2015

Annual Fund YTD April 2015							
AUSTRALIA 				NEW ZEALAND 			
DISTRICT	YTD April 14	YTD April 15	INCREASE	DISTRICT	YTD April 14	YTD April 15	INCREASE
D9455	\$68,602	\$167,708	144.5%				
D9465	\$43,532	\$43,141	-0.9%	9910	\$68,363	\$69,711	2.0%
D9500	\$55,399	\$80,069	44.5%	9920	\$30,322	\$35,466	17.0%
D9520	\$51,340	\$222,641	333.7%	9930	\$58,187	\$78,623	35.1%
D9550	\$82,439	\$73,198	-11.2%	9940	\$36,768	\$92,788	152.4%
D9570	\$48,856	\$32,062	-34.4%	9970	\$32,120	\$40,706	26.7%
D9600	\$48,930	\$56,570	15.6%	9980	\$4,916	\$93,311	1,798.0%
D9630	\$126,706	\$111,452	-12.0%				
D9640	\$95,677	\$84,119	-12.1%	TOTAL	\$ 230,677	\$ 410,605	78.0%
D9650	\$40,221	\$45,442	13.0%				
D9670	\$54,375	\$54,042	-0.6%	PHILIPPINES 			
D9675	\$94,512	\$70,681	-25.2%	DISTRICT	YTD April 14	YTD April 15	INCREASE
D9685	\$164,526	\$219,929	33.7%				
D9700	\$33,184	\$57,623	73.6%				
D9710	\$60,434	\$76,640	26.8%	3770	\$61,400	\$52,905	-13.8%
D9780	\$140,477	\$86,386	-38.5%	3780	\$156,178	\$295,571	89.3%
D9790	\$66,217	\$83,440	26.0%	3790	\$133,072	\$265,588	99.6%
D9800	\$198,267	\$152,533	-23.1%	3800	\$271,699	\$287,441	5.8%
D9810	\$136,756	\$147,144	7.6%	3810	\$217,829	\$277,977	27.6%
D9820	\$75,850	\$52,006	-31.4%	3820	\$229,384	\$266,254	16.1%
D9830	\$81,423	\$81,632	0.3%	3830	\$424,962	\$384,076	-9.6%
				3850	\$49,688	\$117,164	135.8%
TOTAL	\$1,767,723	\$1,998,458	13.1%	3860	\$155,552	\$251,907	61.9%
				3870	\$56,902	\$83,987	47.6%
				TOTAL	\$1,756,667	\$2,282,869	30.0%
REGION	YTD April 14	YTD April 15	+/-	INDONESIA 			
AUSTRALIA	\$1,767,723	\$1,998,458	13.1%	DISTRICT	YTD April 14	YTD April 15	INCREASE
NEW ZEALAND	\$230,677	\$410,605	78.0%				
PHILIPPINES	\$1,756,667	\$2,282,869	30.0%	3410	\$283,446	\$73,530	-74.1%
INDONESIA	\$389,699	\$245,046	-37.1%	3420	\$106,253	\$171,516	61.4%
TOTAL	\$4,144,766	\$4,936,978	19.1%	TOTAL	\$ 389,699	\$ 245,046	-37.1%

Per Capita By Fund YTD April 2015

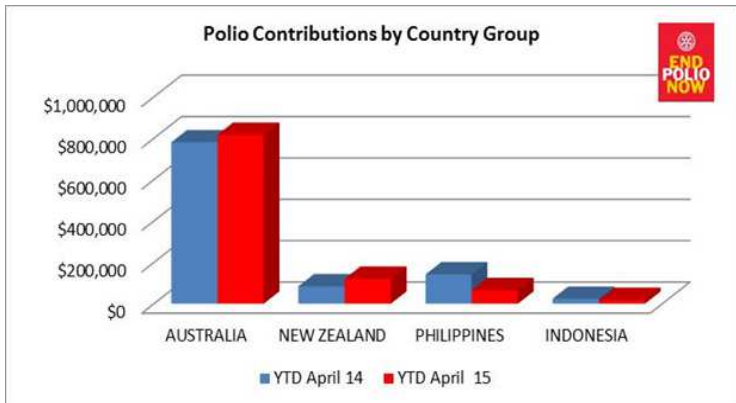
AUSTRALIA 					NEW ZEALAND 				
DISTRICT	AF	POLIO	OTHER	TOTAL	DISTRICT	AF	POLIO	OTHER	TOTAL
					9910	\$62.97	\$16.09	\$42.23	\$121.29
9455	\$128.61	\$16.77	\$8.32	\$153.70	9920	\$22.04	\$9.66	\$21.10	\$60.06
9465	\$33.68	\$17.62	\$12.14	\$63.44	9930	\$45.42	\$16.04	\$0.68	\$62.79
9500	\$66.78	\$50.53	\$0.00	\$117.31	9940	\$50.68	\$16.88	\$0.00	\$104.79
9520	\$163.23	\$10.11	\$7.33	\$180.95	9970	\$33.20	\$10.65	\$7.75	\$51.61
9550	\$71.07	\$30.52	\$2.91	\$106.44	9980	\$75.74	\$12.41	\$0.95	\$89.16
9570	\$30.05	\$20.78	\$0.00	\$50.83					
9600	\$35.44	\$40.51	\$16.77	\$92.78	TOTAL	\$47.00	\$13.78	\$10.59	\$80.65
9630	\$94.05	\$150.53	\$0.00	\$244.58	PHILIPPINES 				
9640	\$67.78	\$28.72	\$0.00	\$101.68	DISTRICT	AF	POLIO	OTHER	TOTAL
9650	\$29.74	\$12.57	\$0.00	\$45.38	3770	\$31.25	\$5.01	\$0.59	\$36.85
9670	\$44.74	\$20.82	\$0.00	\$69.29	3780	\$131.42	\$0.05	\$0.00	\$131.48
9675	\$41.17	\$17.80	\$4.95	\$63.92	3790	\$103.38	\$3.89	\$0.19	\$107.46
9685	\$105.13	\$35.10	\$16.84	\$157.55	3800	\$125.57	\$1.06	\$3.71	\$130.79
9700	\$51.22	\$12.34	\$0.00	\$63.56	3810	\$117.04	\$5.18	\$0.42	\$122.69
9710	\$57.02	\$29.27	\$4.22	\$90.52	3820	\$94.75	\$1.13	\$0.14	\$96.02
9780	\$44.74	\$16.99	\$6.73	\$69.67	3830	\$154.93	\$6.65	\$9.92	\$175.94
9790	\$47.79	\$24.09	\$0.00	\$77.47	3850	\$93.28	\$0.52	\$0.22	\$93.79
9800	\$62.49	\$10.78	\$6.10	\$99.60	3860	\$109.81	\$3.13	\$3.79	\$116.73
9810	\$122.31	\$22.76	\$21.17	\$166.24	3870	\$72.40	\$3.84	\$0.00	\$76.26
9820	\$36.65	\$16.82	\$0.70	\$54.17					
9830	\$59.89	\$8.53	\$0.95	\$69.37	TOTAL	\$107.81	\$3.08	\$2.12	\$113.58
TOTAL	\$65.82	\$26.88	\$5.64	\$100.99	TOTAL INDONESIA 				
	AF	POLIO	OTHER	TOTAL	DISTRICT	AF	POLIO	OTHER	TOTAL
AUSTRALIA	\$65.82	\$26.88	\$5.64	\$100.99	3410	\$62.90	\$3.73	\$30.88	\$97.55
NEW ZEALAND	\$47.00	\$13.78	\$10.59	\$80.65	3420	\$163.35	\$12.67	\$9.81	\$186.87
PHILIPPINES	\$107.81	\$3.08	\$2.12	\$113.58					
INDONESIA	\$110.43	\$7.96	\$20.91	\$139.82	TOTAL	\$110.43	\$7.96	\$20.91	\$139.82
TOTAL	\$44.39	\$8.63	\$6.31	\$59.33					

POLIO

The global challenge for Polio contributions is US\$1,500 per Club. Within our region there are 2,353 Rotary Clubs which equates to over \$3.5m if every club meets the challenge. At the end of April we are a long way from achieving that target, our contributions are \$1,020,060 which is down 0.93% against last year to date. We need to redouble our effort and ensure that Rotary gets the credit for taking the lead role in wiping out this disease.

Are we tired of being “this close”? We have never been as close as we are now. Worldwide YTD there are 22 cases and all but one in Pakistan. The last case of Polio reported in Africa was on July 7, 2014. If there was ever a time to contribute, it is now. We have great support in the Bill and Melinda Gates Foundation with their 2 for 1 match. Ask your Interact Club or Rotaract Club to get involved and have a fundraiser for Polio.

(see page 67)



PAUL HARRIS SOCIETY

Since becoming an official program of the Rotary Foundation the Paul Harris Society continues to show strong growth across the region. As you can see from the information below, we started on July 1, 2013 with 616 members. At the end of the March quarter this year we had 883 members. Congratulations to D9800 in Victoria, Australia for being the first District in our region to have

	Q3 13	Q4 13	Q1 14	Q2 14	Q3 14	Q4 14	Q1 15
Indonesia	32	34	37	39	41	41	45
Philippines	213	236	246	248	261	261	308
New Zealand	27	27	27	29	42	42	54
Australia	344	352	382	409	445	457	476
Total	616	649	692	725	789	801	883

100 Paul Harris Society members. There are still two Districts in our region that do not have one Paul Harris Society member.

It is estimated that our potential is 3,000 members or fewer than 5% of all Rotarians in our region could be members. The Rotary Foundation is our charity and yet many Rotarians don't see the charity status we have and the difference their contributions can make to people in need. Before the end of this calendar year we will have our 1,000th member of the Society. Will it be you?



PER CAPITA GROWTH





The health of our giving to our Foundation is measured in our “Per Capita” giving. The Rotary Foundation sets a global per capita challenge of US\$100. Year to date 33% of the Districts in our region have achieved that with more to come. If we continue on the same growth as past years at least one District will achieve \$200 per capita. Last year the leading District delivered over \$191, so the ability to get \$200 is not out of reach. See the league ladder for current per capita giving. Where will your District finish at 30 June?

For the Annual Fund the leading District in the Region is D3420 in Indonesia at \$163.35, closely followed by D9520 in Australia at \$163.23 a separation of \$0.12 per capita.



(see page 5)

POLIO CHALLENGE - YTD April 2015

POLIO CHALLENGE - YTD April 2015								
								
AUSTRALIA					NEW ZEALAND			
DISTRICT	YTD April 14	YTD April 15	INCREASE		DISTRICT	YTD April 14	YTD April 15	INCREASE
9455	\$58,811	\$21,874	-62.8%					
9465	\$13,395	\$22,573	68.5%		9910	\$17,077	\$17,813	4.3%
9500	\$11,560	\$60,591	424.2%		9920	\$9,940	\$15,536	56.3%
9520	\$18,811	\$13,788	-26.7%		9930	\$26,956	\$27,761	3.0%
9550	\$50,353	\$31,436	-37.6%		9940	\$11,004	\$30,915	180.9%
9570	\$29,564	\$22,171	-25.0%		9970	\$10,735	\$13,062	21.7%
9600	\$42,198	\$64,647	53.2%		9980	8449.83	\$15,288	80.9%
9630	\$186,102	\$178,380	-4.1%					
9640	\$29,429	\$35,643	21.1%		TOTAL	\$84,162	\$120,376	43.0%
9650	\$21,203	\$19,213	-9.4%					
9670	\$16,593	\$25,148	51.6%		PHILIPPINES			
9675	\$31,795	\$30,567	-3.9%					
9685	\$50,310	\$73,437	46.0%		DISTRICT	YTD April 14	YTD April 15	INCREASE
9700	\$13,829	\$13,885	0.4%		3770	\$7,303	\$8,487	16.2%
9710	\$41,505	\$39,345	-5.2%		3780	\$100	\$120.22	20.2%
9780	\$38,093	\$32,806	-13.9%		3790	\$7,262	\$9,984	37.5%
9790	\$31,257	\$42,063	34.6%		3800	\$16,342	\$2,430	-85.1%
9800	\$28,255	\$26,314	-6.9%		3810	\$44,047	\$12,308	-72.1%
9810	\$46,062	\$27,377	-40.6%		3820	\$53,270	\$3,162	-94.1%
9820	\$14,522	\$23,867	64.3%		3830	\$6,510	\$16,493	153.4%
9830	\$6,599	\$11,629	76.2%		3850	157.73	\$658	317.4%
					3860	\$5,095	\$7,169	40.7%
TOTAL	\$780,246	\$816,753	4.7%		3870	\$1,373	\$4,455	224.5%
					TOTAL	\$141,460	\$65,267	-53.9%
	YTD April 14	YTD April 15	+/-					
AUSTRALIA	\$780,246	\$816,753	4.7%		INDONESIA			
NEW ZEALAND	\$84,162	\$120,376	43.0%					
PHILIPPINES	\$141,460	\$65,267	-53.9%		DISTRICT	YTD April 14	YTD April 15	INCREASE
INDONESIA	\$23,805	\$17,665	-25.8%		3410	\$17,060	\$4,360	-74.4%
TOTAL	\$1,029,673	\$1,020,060	-0.9%		3420	\$6,745	\$13,305	97.3%
					TOTAL	\$23,805	\$17,665	-25.8%

A POSITIVE MEMBERSHIP STORY

Excellent news with the overall growth in Zones 7 and 8 at 4.8% with an increase of 3,007 Rotarians this year.

Last month, our congratulations were extended to the Districts in the Philippines who have been very active in chartering new clubs this year. The net growth in clubs in Zone 7A is 7 clubs and 2,637 members or 12.42% membership increase.

Our congratulations go to DG Craig Edmonston and his team in District 9570 who have increased their membership by 6.2% to now be well over 1,100 members.

Despite the challenges of drought and flooding rains in this District and other parts of Australia, the results are showing the excellent outcomes of the leadership of the District Governors and your teams. Well done to all.

FEMALE MEMBERSHIP

20% is the global membership average percentage of females in Rotary. Below we have provided the current figures for your District and country. Excellent results, well done to all. The District with the highest % worldwide is District 3420 in Indonesia, also in Zone 7A. It currently has 48.32% female membership with the second Indonesian District 3410 having 40.76%.

District	% Female Membership		District	% Female Membership
Philippines			New Zealand	
29.26%			21.10%	
3770	25.23		9910	20.74
3780	26.65		9920	24.13
3790	27.21		9930	22.08
3800	28.33		9940	21.97
3810	34.16		9970	14.98
3820	28.36		9980	21.07
3830	32.70			
3850	24.19			
3860	28.27			
3870	36.61			
Australia				
Average 24.45%				
9455	25.00		9465	21.63
9500	23.32		9520	26.39
9550	25.12		9570	21.80
9600	26.45		9630	21.74
9640	27.11		9650	21.49
9670	26.25		9675	25.65
9685	23.91		9700	21.17
9710	28.80		9780	26.21`
9790	22.05		9800	24.55
9810	25.36		9820	21.98
9830	26.70			
Global				
20.00%				

MEMBERSHIP STATISTICS AS 10 MAY 2015

Area (Zone 7 & 8)	Districts	Clubs	Rotarians	01-July-2014	+/- 01-July-2014	Percentage
<i>International</i>	536	35,026	1,234,167	1,188,539	45,628	3.84%
Australia	21	1,132	30,730	30,384	346	1.14%
New Zealand & Pacific	6	267	8,639	8,736	-97	-1.11%
Philippines	10	847	23,872	21,235	2,637	12.42%
Indonesia	2	109	2,383	2,262	121	5.35%
TOTAL	39	2,355	65,624	62,617	3,007	4.80%

ZONE 7A Philippines

District	01-07-2014*	12-May-15	Increase	%
3770	1,728	1,867	139	8.04%
3780	2,262	2,368	106	4.69%
3790	2,569	2,870	301	11.72%
3800	2,302	2,693	391	16.99%
3810	2,375	2,857	482	20.29%
3820	2,810	3,013	203	7.22%
3830	2,479	3,003	524	21.14%
3850	1,256	1,355	99	7.88%
3860	2,294	2,502	208	9.07%
3870	1,160	1,344	184	15.86%
	21,235	23,872	2637	12.42%

ZONE 7A Indonesia

District	01-07-2014*	12-May-15	Increase	%
3410	1,199	1,254	55	4.59%
3420	1,063	1,129	66	6.21%
	2,262	2,383	121	5.35%

ZONE 7B - New Zealand and South Pacific

District	01-07-2014*	12-May-15	Increase	%
9910	1,107	1,104	-3	-0.27%
9920	1,609	1,546	-63	-3.92%
9930	1,731	1,748	17	0.98%
9940	1,831	1,775	-56	-3.06%
9970	1,226	1,218	-8	-0.65%
9980	1,232	1,248	16	1.30%
	8,736	8,639	-97	-1.11%

ZONE 8 - Australia

District	01-07-2014*	12-May-15	Increase	%
9455	1,304	1,327	23	1.76%
9465	1,281	1,303	22	1.72%
9500	1,199	1,197	-2	-0.17%
9520	1,364	1,369	5	0.37%
9550	1,030	1,036	6	0.58%
9570	1,067	1,133	66	6.19%
9600	1,596	1,589	-7	-0.44%
9630	1,185	1,184	-1	-0.08%
9640	1,241	1,255	14	1.13%
9650	1,528	1,544	16	1.05%
9670	1,208	1,238	30	2.48%
9675	1,717	1,729	12	0.70%
9685	2,092	2,126	34	1.63%
9700	1,125	1,143	18	1.60%
9710	1,344	1,382	38	2.83%
9780	1,931	1,904	-27	-1.40%
9790	1,746	1,769	23	1.32%
9800	2,441	2,458	17	0.70%
9810	1,203	1,238	35	2.91%
9820	1,419	1,424	5	0.35%
9830	1,363	1,382	19	1.39%
	30,384	30,730	346	1.14%

OUR REGIONAL LICENSED SUPPLIERS (Over 100 world wide)

Did you know that there is a Licensing system for suppliers of Rotary merchandise and items. The Licensed Vendors (Suppliers) are listed in the Official Directory (Pages L-1 on) and you will find them on the website under Shop.

Licensed Vendors pay a fee for their license along with royalties to Rotary International on their sales. We encourage you to support these businesses who have committed to support Rotary. If you know of businesses who have products to sell which could be utilized by Rotarians in our region, please contact Jenny Coburn to discuss.

Those currently licensed are:

New South Wales

RDU Merchandise & Promotions (Licencee Is RDU Pty Ltd)

RDU M & P details are:
Unit 16, 45 Powers Rd, Seven Hills, NSW, 2147
Tel: 02 9674 6855
Web: www.rdushop.com.au
Email: supplies@rdushop.org

Suppliers of: Address Books, Aprons, Armbands (Sergeant-at-arms), Badges, Belts, Bumper Stickers, Calculators, Caps, Cards and Cardholders, Certificates, Clocks, Collar Bars, Conference Requirements, Cuff Links, Decals, Dinner Discs (Badges), Emblems, Fines Boxes, Flags, Gabels, Glasswares, Golfballs, Golfball Cleaners, Gongs, Jackets, Key Rings, Lecterns, Letter Openers, License Plate Holders, Mugs, Pens, Plaques, Pocket Knives, President's Collars, Shirts, Signs, Spoons, Tabs (year), Tankards, Thermometers, Ties, Trophies, Watches, Youth Exchange Requirements.

Also supply for Rotaract and Interact: Badges, Brooches, Car Decals, Induction Certificates, Key Rings, Officers Bars, Paper Knives, President's Collars, Spoons.

Rotary Club Of Pennant Hills

PO Box 238, Pennant Hills, NSW, 1715
Tel: 02 9484 4889
Web: www.pride-of-workmanship.com
Email: davefirth@bigpond.com

Suppliers of Pride of Workmanship trophies, Past President trophies, engraving, Pride of Workmanship Executive Plaques, Special Award Trophies, Community Service Trophies, Vocational Service Trophies, Small Business Trophies, Program Covers, Certificates

South Australia

D & S UNITED PTY LTD [The Australian Opal & Diamond Collection]

14 King William Street, Adelaide, SA, 5000
Tel: 61 8 8211 9995
Web: www.aodc.net.au
E: opalsoz@ozemail.com.au

Suppliers of lapel pin with diamond, tie pin with diamond

Victoria

F.D.L. SCREENCRAFT

5C Barkly Street, Mordialloc, Vic, 3195
Tel: 03 9802 7220 Outside Melbourne: 1800 654 223
Web: www.fdlsscreecraft.com
Email: info@fdlsscreecraft.com

Suppliers of Screen printed Banners, Full colour transfers, Charter Banners, Foil-Stamped Certificates, Large Microfibre Banners

PATRICK AUSTRALIA PTY LTD

84-88 Leveson Street, North Melbourne, Vic, 3051
Tel: 03 9329 9200
Web: www.patrickaustralia.com.au
Email: accounts@patrickaustralia.com.au

Suppliers of badges, name bars, Rotaract & Name Badges

ROTARY CLUB OF COLLINGWOOD

PO Box 1210, Collingwood, Vic, 3066
Tel: 03 9225 8484
Web: www.rotarycollingwood.org.au
Email: bruceshaw@vicbar.com.au or CollingwoodRotaryPuddings@gmail.com

Suppliers of: Whisky Cakes, Plum Puddings and Shortbread Biscuits

ROTARY CLUB OF MELTON VALLEY

PO Box 768, Melton, Vic, 3337
Tel: 0419 889 594
Web: www.rotaryclubofmeltonvalley.org.au
Email: meltonvalley@rotarydistrict9800.org

Suppliers of End Polio Now Fruitcake

Western Australia

ROTARY CLUB OF ASCOT INC

PO Box 457, Cloverdale, WA, 6985
Tel: 08 9477 0977
Web: www.ascotrotary.org.au
Email: hugh@lgf.com.au

Suppliers of: Membership ID Cards

PHILIPPINES

CABMAN TRADING

329 Iullera St. Pandayan, Meycauayan, Bullacan 3020, Philippines
Tel: +63 044 7212 778
Web:
Email: cabmantrading@yahoo.com

Suppliers of T-Shirts, Pins, Vests, Jackets, Bannerettes, Patches

NEW CLUBS DEADLINE FOR 2014-15

Do you have a new club almost ready? If so, we ask that the paperwork be with us by Friday 12 June 2015, so we can guarantee to have it chartered by 30 June, 2015.

FINANCE MATTERS

JANUARY 2015 CLUB INVOICE COLLECTION STATUS AS AT 15 MAY 2015

We're currently chasing up 6 clubs in Australia, 2 clubs in New Zealand and the Pacific Islands and 21 clubs in the Philippines who still have outstanding balances greater than USD250.00. Please ensure that your clubs send in their payments as soon as possible to avoid having to pay any reinstatement fees. These are at USD30.00 per member plus all other balances outstanding.

All fees are charged 10% GST for Australian clubs.

COLLECTION OF ROTARY DOWN UNDER SUBSCRIPTIONS

Starting July 2015, Rotary will no longer be billing or collecting RDU subscriptions. RDU has chosen to revert back to the original process of billing this on their own.

MEMBERSHIP UPDATES

Please ensure that club membership is updated by 1 July 2015. The membership information as of this date will be the basis for generating the club invoice. No adjustments will be made to the invoice once generated.

We encourage officers to update their membership directly through MyRotary. The information that is entered updates the database on a real time basis.

PAYMENT REMINDERS

- 1) Please always email us at risppo@rotary.org if you have paid/contributed via direct deposit, electronic funds transfers (EFT) or telegraphic transfers. This way, we will avoid having any unidentified deposits sitting in our accounts that are unallocated properly.
- 2) Please use your club number as a reference to any payment made electronically. Club names are too long to be captured in our bank statements as the fields have character limits.
- 3) Invoices are in US Dollars because this is the official currency of Rotary International. Please convert this to Australian Dollar, New Zealand Dollar or Philippine Pesos as necessary. These are posted on MyRotary using the following link: <https://www.rotary.org/myrotary/en/exchange-rates>
- 4) For all clubs except those in the Philippines, under Bank/Electronic Transfer payment instructions, the following bank accounts (based in Australia) in the respective currencies are available.

DUES PAYMENT

Bank Accounts	Currency	Method
100345217 BSB 332084	Australian Dollar	Normal Funds Transfer from within Australia
432148NZD1	New Zealand Dollar	Telegraphic Transfer
432148USD1	US Dollar	Telegraphic Transfer

- 5) For any issues related to RDU Subscriptions, please contact RDU at subscriptions@rotarydownunder.com.au or +612.9633.4888.

CLUB CONTRIBUTIONS, PAUL HARRIS RECOGNITION

If clubs and Rotarians would like to send their contributions via Electronic Funds Transfers, please use the following account details:

Contribution Type	Account Name	BSB	Account Number
Club Contributions	The Rotary Foundation	332084	100345225
Individual Contributions*	The Australian Rotary Foundation Trust	332084	551038195

*Contributions to The Australian Rotary Foundation Trust (TARFT) are tax deductible in Australia.

When doing so, please stress the need to email Melissa Asanza at Melissa.Asanza@rotary.org the details of your contributions. This is to ensure that these are reported accurately and promptly. Over the counter bank deposits are especially problematic for us because these just appear as “Customer Deposit” on our bank statements, necessitating us to do a bank trace every time. Bendigo Bank account holders are even more of a challenge because they have a single BSB which does not help us in identifying the depositor.

With financial yearend and incoming officer inductions in June/July, we are anticipating an influx of contributions from clubs and individuals. Please plan on who will be recognised with Paul Harris Fellows. Credit transfer forms are available through the following link on MyRotary: <https://www.rotary.org/en/document/paul-harris-fellow-recognition-transfer-request-form>.

We will exert our best efforts to get the necessary regalia to club officers but it is best to send in the requests sooner rather than when we reach our peak TRF season in the latter half of May and June.

INCOMING CLUB OFFICERS

There are still a number of clubs in Australia, New Zealand and the Pacific Islands and clubs in the Philippines that do not have incoming officer information listed in Rotary’s database. Detailed unreported incoming officer information is provided in the table below:

UNREPORTED INCOMING OFFICER INFORMATION			
Country/Region	Presidents	Secretaries	Treasurers
Australia	17%	22%	22%
New Zealand	16%	29%	34%
Pacific Islands	31%	56%	58%
Philippines	35%	46%	52%

This has improved from last month’s figures. But there is still a long way to go with little time left. Please ask your current club officers to enter these details in MyRotary. With the changeovers happening in July, it is imperative that these officers and their email addresses are entered in our system to ensure that communication to clubs continues with the change in club leadership.

ROTARY INTERNATIONAL EXCHANGE RATES AGAINST THE US\$			
Date	Australia	New Zealand	Philippines
February	1.20	1.28	45.00
March	1.28	1.35	45.00
April	1.28	1.35	45.00
May	1.28	1.35	45.00

ROTARY INTERNATIONAL MOTOR VEHICLE RATES—PER KM RATE			
Date	Australia AU\$	New Zealand NZ\$	Philippines PHP
February	0.7700	0.8200	26.91
March	0.7700	0.8200	26.91
April	0.7700	0.8200	26.91
May	0.7700	0.8200	26.91

ROTARY PUBLICATIONS FEATURED THIS MONTH			
Publication	Code	Description	Cost US\$
Every Rotarian Every Year	957EN	Encourage club members to participate in and contribute to the Rotary Foundation's programs.	0.00
End Polio Now	944N	Showcases Rotary's commitment to polio eradication.	0.00
Paul Harris Society	099EN	Promotes the district-administered Paul Harris Society program, which recognizes donors who contribute US\$1,000 or more annually to the Rotary Foundation.	0.00

For cost items all orders need to be prepaid . Orders can be placed online at <http://shop.rotary.org> For further information, please email to risppo@rotary.org

ROTARY CENTRE
 LEVEL 2
 60 PHILLIP STREET
 PARRAMATTA NSW 2150
 AUSTRALIA
 T : 61 2 8894 9800
 F : 61 2 8894 9899
 E: RISPP@ROTARY.ORG

POSTAL ADDRESS:
 PO BOX 1415
 PARRAMATTA NSW 2124
 AUSTRALIA

